

Technical data sheet

CBH Concealed Beam Hanger

SIMPSON**Strong-Tie**

*The CBH hanger is a development of the TU range.
It allows for concealed timber to timber connections and can be face fixed or pocketed on to the header timber.*

Features

Material

- Galvanized steel S250GD + Z275 according to NF EN 10346

Benefits

- Concealed assembly
- Fastening on wood or concrete
- Optimised installation compliant with Eurocodes

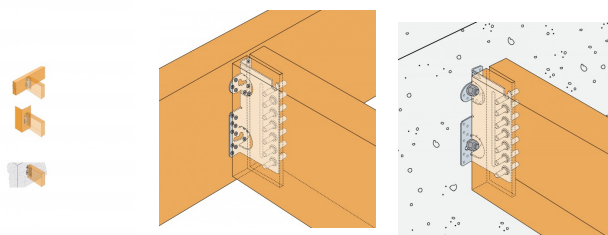
Applications

Suitable On

- Supporting member:** solid wood, composite lumber, glued-laminated wood
- Supported member:** solid wood, composite lumber, glued-laminated wood

When to Use

- Joists
- Purlins
- Structural beams



Fixation bois/bois

Technical data sheet

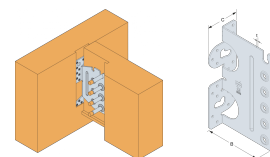
SIMPSON

Strong-Tie

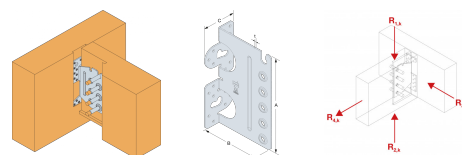
CBH
Concealed Beam Hanger

Technical Data

Product Dimensions



References	Header dimensions [mm]	Joist Size [mm]				Product Dimensions [mm]				Header holes		Joist holes
	Height	Width	Height			A	B	C	t	Ø11	Ø5	Ø10.5
	Min	Min	Min $\beta=0$	Min $\beta \neq 0$	Max.							
CBH150/2.5	192	60	190	219	225	150	113.5	60	2.5	2	14	5
CBH180/2.5	222	60	220	249	270	180	113.5	60	2.5	2	16	6
CBH220/2.5	262	60	250	279	330	220	113.5	60	2.5	2	22	7



Wood/wood fastening- Characteristic values in kn

References	Product Capacities									
	Number of Fasteners				Product characteristic capacities - Timber C24 [kN]					
	Header		Joist		$R_{1,k}$ - Slope $\beta=0^\circ$					
	Qty	Type	Qty	Type	Dowels length [mm]					
					60	80	100	120	140	160
CBH150/2.5	14	CNA4,0x60	5	STD10	18	18.6	20.7	22.4	24	24
CBH180/2.5	16	CNA4,0x60	6	STD10	25	26.5	29.5	32.1	32.6	32.6
CBH220/2.5	22	CNA4,0x60	7	STD10	32.6	34.2	37.9	41.1	42.8	42.8

Product Characteristic capacities - Slope = $>0^\circ$

References	Number of Fasteners				Product characteristic capacities - Timber C24 [kN]					
	Header		Joist		$R_{1,k}$ Slope $\beta>0^\circ$					
	Qty	Type	Qty	Type	Dowels Length [mm]					
					60	80	100	120	140	160
CBH150/2.5	14	CNA4,0x60	5	STD10	16.4	16.7	18	19.3	20.6	21.9
CBH180/2.5	16	CNA4,0x60	6	STD10	22.5	23.4	25.6	27.6	29.7	30.1
CBH220/2.5	22	CNA4,0x60	7	STD10	29.8	30.8	33.3	35.7	38.3	39.5

CBH Concealed Beam Hanger

Installation

Fasteners

Wood/Wood:

Supporting member:

- CNA annular ring-shank nails dia. 4.0 x 60 mm compliant with ETA-04/0013

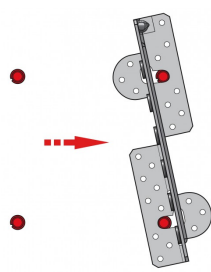
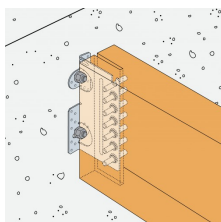
Supported member:

- Dowels dia. 10 mm (length to be specified depending on wood thickness)

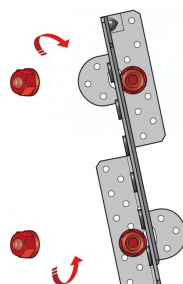
Installation

Pocket Installation

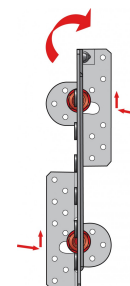
- Make a vertical pocket in the middle of the supported member 9 mm thick



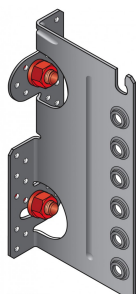
Installation du CBH sur les chevilles



Installation des écrous



Rotation du CBH



Position définitive sur béton

CBH
Concealed Beam Hanger

SIMPSON

Strong-Tie[®]

Technical Notes

Winchester Road Cardinal Point Tamworth Staffordshire B78
3HG
tel: +44 1827 255600
fax: +44 1827 255616

Copyright by Simpson Strong-Tie®

Information presented on this document is the exclusive property of Simpson Strong-Tie®
It is valid only when associated with products supplied by Simpson Strong-Tie®

CBH
**Concealed Beam
Hanger**



www.strongtie.co.uk

SIMPSON

Strong-Tie[®]

2023-11-13